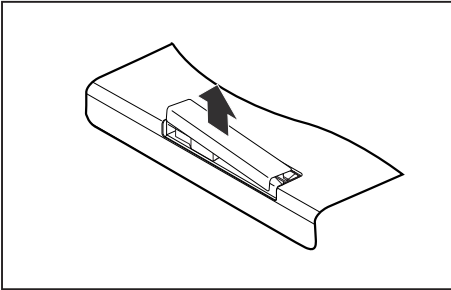
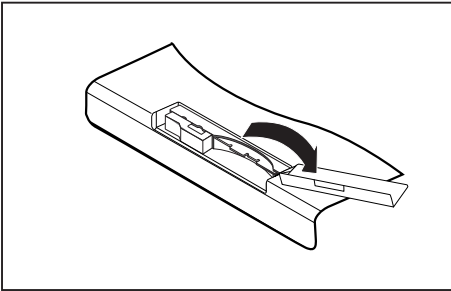


Inserting the SIM card



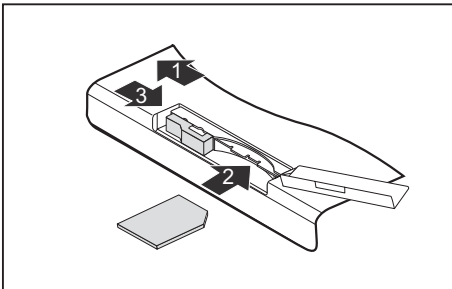
- ▶ Slide the protective rubber cover of the SIM card slot in the direction of the arrow.



- ▶ Open the protective rubber cover over the SIM card slot.



Do not pull on the SIM card lock! The lock could break off otherwise. Always slide the lock in the direction of the arrow as shown.



- ▶ Slide the SIM card clip in the direction of the arrow (1).
The lock controls the power supply for the UMTS/LTE module. As long as the lock is open, the UMTS/LTE module is switched off.
- ▶ Slide the SIM card as shown into slot (2) until it engages.
- ▶ Slide the SIM card clip in the direction of the arrow (3).
- ▶ Close the protective rubber cover of the SIM card slot.