


Heavy duty and high-speed printing FUJITSU Printers Guide



DL7400PRO

With its reputation for professional quality the FUJITSU Printer DL7400 is the first choice for heavy duty printing of multi-part invoices, sales orders, stationary and other similar documents. This printer is ideal for any application that involves the need for carbon and carbonless copies. Besides excellent paper handling features, this 24-pin dot-matrix printer offers impressive high speed printing and up to 7 copies at once (plus the original).



Are you looking for the perfect accessory for your Fujitsu device?


» www.fujitsu.com/fts/accessories

Do you need maintenance and service support?

» www.fujitsu.com/fts/servicepositioning

Heavy duty and high-speed printing


FUJITSU Printer Technical Specifications



Specifications			MODEL
			DL7400Pro - Energy Star
Printing technology		24-wire dot matrix, bi-directional	✓
	Super High Draft Quality		600 cps (10cpi)
Printing speed	High speed draft quality	max. 12 cpi / 10 cpi	606/505
	Draft quality	max. 12 cpi / 10 cpi	432/360
	Correspondence	max. 12 cpi / 10 cpi	288/240
	Letter quality	max. 12 cpi / 10 cpi	144/120
Resolution		max. 360x360 dpi	✓
Character sets		ISO 8859-1/ECMA94, 37 national character sets (Slovenia, Croatia, Turkey, CSFR, Poland Russia, Ukraine, and so on) and Barcodes (3of9, EAN12, EAN8 etc.), Windows Code Page	✓
Resident fonts		Bitmap: Courier 10, Prestige Elite 12, Pica 10, Boldface PS, OCR-A, OCR-B, Compression, Correspondence, Draft	✓
Scalable fonts		Outline: Courier, Timeless, Nimbus Sans (Outline)	
Word processing functions		Multi-width (up to 11 times), Multi-height (up to 11 times)	-
Input buffer		max. in KB	128
Printing width		at 10 cpi / 12 cpi	-
Line feed speed		Milliseconds/line at 6 lpi	60
Form feed speed		Inch per second	6
Number of copies		max incl. original	1+7 high copy mode
Paper thickness		max. in mm	0.57
Paper width	Cut sheet	mm	55 - 420
	Continuous	mm	102 - 420
Paper feeding	Standard	Bi-directional push-feed tractor	-
	Options	Top-cut-sheet feeder	-
		Front-cut-sheet-feeder	✓
		Rear push-feed tractor	✓
		Stacker unit	✓
Emulation		Fujitsu DPL 24C PLUS, IBM ProPrinter XL24E, EPSON ESC/P2	✓
Interfaces		Paralell (IEEE1284)/Serial (depending on model); for project only	✓
		Paralell (IEEE1284) + USB 1.1 (depending on model); standard	✓
		Network connectivity through optional LAN card (USB models only)	✓
Paper-park function / Auto-load function			✓
Auto tear-off			-
Automatic paper thickness control			✓
Host controlled paper path (HCPP)			✓
Lock function of operator panel			-
Power requirements		220V/240V + 6%, -10% (50 - 60 Hz)	output: ≤ 120W average; standby: ≤ 1W
Dimensions	Width x Depth x Height	mm x mm x mm	600 x 350 x 290
Weight		kg	18,5
Acoustic noise level		db(A)	55 (soundproof cover)
MTBF (mean time between failures)		hours at 25 % duty cycle	20,000
Print head life		million strokes for each wire	400
Ribbon life Black		million characters (at DQ)	5

Heavy duty and high-speed printing

Options and consumables



Unit	P/N	MODEL
LAN BOARD DL7400Pro	S26391-F1051-L923	DL7400Pro ✓
CUT SHEET FEEDER DL7x	S26391-F1051-L902	DL7400Pro ✓
Print Head DL7400Pro	S26391-F1051-L921	DL7400Pro ✓