

# Datasheet


## FUJITSU Software BS2000 openNet Server V3.6

Communication Manager in BS2000

---

### SHORT DESCRIPTION

“Open networking” is the term used to describe the connection between BS2000 and the different data communication systems. The basic component of open networking in BS2000 is represented by the selectable unit called FUJITSU Software BS2000 openNet Server (short designation: ONETSERV), which is in turn made up of several products, including BCAM, DCAM, VTSU-B , etc. In the context of openNet Server, the transport system has been systematically expanded into a communication manager.



# Topics

## Product characteristic

### Delivery unit

The selectable unit openNet Server V3.6 comprises the products BCAM, DCAM, CMX, and SOCKETS (with their specific user program interfaces) and also the products IPSec incl. IKE to the encoded transfer of the user-data and LWRESD for the access on DNS-Server. The user program interfaces enable individual data-communication applications to be implemented.

A standardized trace concept supports the implementation and operation of user programs.

The product VTSU-B is supplied as part of openNet Server, although it is actually an unbundled, field-replaceable, standalone subsystem.

The additionally product XHCS as part of openNet Server is defined as a dynamic subsystem named XHCS-SYS. It is managed by DSSM (Dynamic Subsystem Manager) and loaded during system startup.

### BCAM

The product BCAM implements the transport functions in the host computer (end system of a network) within BS2000 open networking.


In conjunction with High-speed Net Connect (HNC), fault-tolerant network topologies can be implemented as part of redundancy configurations. Additionally you can separation different user-groups with virtual LANs, called VLAN. BCAM realizes VLAN endpoints with the protocols IEEE 802.1q and 802.1p .

Via the I/O controller, BCAM supports host-channel-attached the High-speed Net Connect (HNC) for (Fast) Ethernet and Gigabit Ethernet connection. On SQ servers and SUX86 direct network access is provided by means of integrated interface modules (boards).

BCAM supports the protocols of the following architectures:

- NEA - (e.g. NEABX)
- ISO - (8073 Cl.O, 2, 4; 9542, 8473)
- TCP/IP - (e.g. UDP, IPv4, IPv6, IPSec)

Proof of IPv6 capability through fulfillment of the IPv6 Ready Logo program. This validates the RFC-compliant implementation of the IPv6 protocol stack and interoperability with IPv6 stacks of other manufacturers. openNet server will therefore award the IPv6 Ready Logo in gold.



### DNS connection

The names and addresses of the partner systems connected to BS2000 can be stored in external DNS servers for easy and consistent administration. BCAM can access the DNS server, which provides the conversion of names to addresses and vice versa, using the supplied LWRESD product. The DNS server should be redundantly configured for high-availability reasons.

### IPSec

Internet technology based on the TCP/IP protocol environment is continuing to develop all the time. For IP, too, there are enhancements aimed at ensuring confidentiality, authentication and integrity based on the use of symmetrical cryptographically procedures. IPSec supports the use of cryptography in layer 3 (network or switching layer) of the OSI reference model. IPSec provides the mechanisms and protocol language resources for building virtual private networks (VPNs).

IPSec provides two protocol-elements for security which can be used independently of each other. The protocol-elements named by its header names and differs in its offered security services. Both protocol-elements are supported by product IPSec.

- The Authentication Header (AH) covers following three security requirements:
  - Authentication of communication partner guarantees that the received package came from the right station.
  - Integrity of the information prevents unauthorized manipulation, such as, for example, inserting, omitting or replacing parts of a message.
  - Measures against replay attacks prevents through the application of sequence numbers that intercepted the data of an invader, duplicates and is transferred again afterwards.
- The Encapsulated Security Payload (ESP) is another protocol-element, that covers following request additionally:
  - Encoding of the information guarantees that no third unauthorized party can reach the content of the message.

The security protocols are supported in the transport and tunnel modes. The decision as to which mode is employed is dependent on the security requirements and the available network configuration.

#### ■ Transport mode:

When a security protocol is used in transport mode both end systems are included as endpoints of the security connection. In other words, the protection mechanisms are effective end-to-end. Only the payload data of an IP packet is encrypted in transport mode. Most fields of the IP header are not encrypted so that they will remain readable for routers.

#### ■ Tunnel mode:

In tunnel mode, a security protocol can be used between the end systems. Tunnel mode must be chosen if one of the two end systems does not support the IPSec protocols. In such cases a security gateway takes charge of the protection functions. Technically, tunnel mode differs from transport mode in that an IP packet is packed as the payload into a new (tunnel) IP packet. The encrypted communication via a security gateway affords additional protection against a traffic flow analysis. Tunnel mode is also of interest in connection with virtual private networks (VPNs).

## IKE

An additional "sure canal" is required for the key exchange between the communication partners. The keys can be exchanged manually or automatically by means of a suitable protocol architecture. The 'Internet Security Association and Key Management Protocol' (ISAKMP) defines the functionality required for key exchange protocols. The IPsec implementation in product openNet Server supports the automatic key exchange via 'Internet Key Exchange' protocol (IKEv1 and IKEv2). The encryption functions themselves are provided by the openCRYPT™ products (with or without hardware support).

## DCAM

The product DCAM makes the NEA or ISO transport service available to its user program interface. These services are made possible - using convergence protocols, for example - via both communication protocol stacks ISO and TCP/IP.

DCAM facilitates the following communication relationships:

- user task-to-terminal and
- user task-to-user task.

The communication partners (user task, terminal) may be located in the same or in different processors.

## VTSU-B

The product VTSU-B is used for logical support of terminals and terminal printers in "line/page mode". The product FHS may be used in addition for "format mode". To the support of unicode-capable terminal emulations, like for example MT9750 V7.0, VTSU-B was upgraded.

## CMX

The product CMX represents the transport access system and has a user program interface (ICMX), as well as using the services of the BCAM transport system. This service is supported partly with the aid of convergence protocols across both (ISO, TCP/IP) communication protocol stacks. The ICMX user program interface is also available in the other operating systems (incl. UNIX derivatives, Windows, SINIX and MS-DOS) and provides the ISO Transport Service in the same way as in the BS2000 environment.

## Sockets

The product SOCKETS makes the TCP transport service and the runtime environment available for user applications.

## XHCS

The XHCS product offers the necessary information on all character sets for all comparison and conversion operations. The products which make up the system therefore no longer need to maintain the corresponding tables themselves, as previously. The XHCS interfaces are also available to every user program. The access methods TIAM, DCAM and UTM are linked with XHCS via VTSU. The user can access XHCS with the aid of the corresponding TIAM, DCAM or UTM application programs. UTM users, however, may only access XHCS via FHS. DCAM and TIAM users can call on XHCS services "directly" (via the VTSUCB), or likewise via FHS. XHCS can signs not only between the previous 7-bit- and 8-bit-codes (ASCII, EBCDIC and ISO-8859-x) wanders but also between the codes backed until now and miscellaneous unicode-variations (UTF-8, UTF-16 and UTF-E).

## Functional Description

### DCAM

The DCAM product provides two forms of the IDCAM interface for implementation of communication applications:

- the NEA transport service and
- the ISO transport service.

The privileged (TPR) BCAM transport services are mapped onto a non-privileged (TU) interface (IDCAM). The ISO transport service is a "pure" transport service based on the OSI reference model. The NEA transport service offers additional functions, e.g.:

- transport acknowledgments
- sequence numbers
- message structuring
- connection password
- long user messages during connection setup.

The IDCAM interface calls can be divided into 4 function groups:

- Existence function
  - Open DCAM application (YOPEN);
  - Inquire status of a DCAM application (YINQUIRE);
  - Close DCAM application (YCLOSE).
  - In addition, for DCAM(NEA) transport service applications, the status of a DCAM application can be changed (YSETLOG).
- Connection function
  - After a DCAM application has been opened, a connection must be set up between the communication partners before data transmission can take place.
  - The connection setup function comprises the following actions:
    - open connection (YOPNCON),
    - reject request to open connection (YREJLOG);
    - close connection (YCLSCON);
    - change the properties of a connection (YCHANGE).
- Data transmission function
  - After a DCAM application has been opened and a connection set up, data transmission can take place.
  - The data transmission function comprises the following actions:
    - send a message (YSEND);
    - receive a message (YRECEIVE);
    - send and receive (YSENDREC);
    - cancel receive requests and reset connection status (YRESET).
  - For the DCAM (NEA) transport service, the following actions are additionally available for controlling message distribution on the basis of distribution codes:
    - Allocate distribution names to distribution code groups (YPERMIT);
    - Cancel allocation (YFORBID).
- Name assignment function
  - This function enables parameter values for the DCAM application or the connections to be specified at execution time.
  - For a DCAM application:
    - the name of the DCAM application;
    - the password, and, for a DCAM(NEA) transport application, the distribution name and the password for setting up a connection.
  - For the connection:
    - the name of the partner, the name of the partner's processor node, and, for DCAM(NEA) transport service applications, the password for setting up a connection.

These functions enable applications to be implemented with the following characteristics:

- Logical connection between partners, in which the initiative for setting up a logical connection may come from the DCAM application or from the terminal.
- Asynchronous processing facility thanks to asynchronous execution of certain DCAM macros.
- Event-driven processing by means of special subroutines that are allocated to specific events, such as arrival of transport acknowledgments, connection setup requested by a partner, termination of processing (with the NEA transport service only).
- Facility for selective message distribution to different user programs within a DCAM application (via distribution code forming part of an input message).
- Processing of messages with normal priority and message telegrams with higher priority.
- Security features to prevent a partner gaining unauthorized access to a DCAM application (security locks for applications, codes for users).
- Dynamic name assignment mechanism for assigning names and passwords which are normally permanently assigned in the user program; in this way, they do not have to be generated until execution time (program and command mode).

Suitable Assembler macros and COBOL calls are available for implementing applications.

## CMX

The CMX product provides the ICMX interface with the ISO transport service functionality for the implementation of communication applications. The individual functions fall into the following categories:

- Attaching and detaching the application
 

In the attach function, the application transfers its own address within the local system, its LOCAL NAME, to CMX. Only then can the application be addressed. On completion of communication, the application must detach itself from CMX.
- Setting up a connection
 

This includes the following functions:

  - Active connection setup
 

The two functions in this group are used for requesting a connection to the partner application (connection request) and for establishing the connection on receiving a positive response from the partner application (connection confirmation).
  - Passive connection acceptance
 

The two functions in this group are used for receiving a connection setup request from a partner application (connection indication) and for responding to this request (connection response).
- Closing down a connection
 

The two functions in this group are used for closing down a connection (disconnection request) and for receiving a disconnection request (disconnection indication)
- Redirect a connection
 

Within an application, a connection can be forwarded (rerouted) to a different task in the same application. The two functions in this group are used for redirecting a connection (redirect request) and for receiving a connection from another task (redirect indication).

- Data interchange
 

These functions enable data to be interchanged as follows:

  - send normal data (data request) and receive normal data (data indication);
  - send priority data (expedited data request) and receive priority data (expedited data indication). Priority data means small amounts of data which are given preference and transferred to a communication partner before the main data stream.
- Flow control
 

The data flow can be controlled separately for normal and priority data (datastop, datago, xdatstop, xdatgo)
- Retrieving information
 

This group of functions can be used to obtain information as follows:

  - Await or retrieve an event, e.g. the closing down of a connection by the communication partner.
  - Query error.
  - Retrieve information (info) on CMX parameters.
  - Get LOCAL and GLOBAL names, TRANSPORT ADDRESSES (get local name, get name, get address).
- Synchronizing different events
 

This function enables a task (the home task or a different one) to be wakened from the waiting state (wake).

Calls are available in the C programming language for implementing applications. The CMX program interface is a library interface.

## Sockets

The most important functions to be performed by this transport user program interface, which features connection-oriented and connectionless functions, are as follows:

- Setting up a connection between two end points over the network. Several stages are required by Sockets for setting up a connection between two end points.
 

In the first stage, the respective data structure of each of the end points is defined. The data structure for the end point addresses is determined in each case by the domain which creates the socket. A domain is a number of sockets that share communication attributes, such as name assignment and address formats. Thus, in order to establish a transport connection between two points, the end points are defined. This function supplies a domain specifier, the socket type (e.g. a connection-oriented transport connection or a pure datagram service), and a protocol type. The socket function then supplies a file descriptor for this socket.

In the second stage, an address is assigned to the end point in question, i.e. a specific network address is allocated to it. In the third stage of establishing a transport connection, a connection request is transmitted to the communication partner. In the final stage of a successful connection setup, the connection request is accepted by the partner.
- Sending and receiving data via the transport connection. Sockets can operate on a connection-free (Datagram) or connection-oriented basis.
- Closing down a connection between two end points. The final function of a transport connection is successful connection closedown. In Sockets, the "close" function is used for this. The "close" function closes down the connection in a controlled way,

i.e. all data still awaiting transmission is sent before the connection is closed down.

### LWRESD

Full use of the DNS functionality as defined in RFC 3493 is possible in conjunction with the LWRESD product. The legacy functions 'get host by name' and 'get host by addr' (for IPv4 only) as well as 'get ipnode by name' and 'get ipnode by addr' continue to be supported. Internet Protocol IPv6, the key internet protocol for the future, and also the Internet Control Message Protocol ICMPv6 are implemented as part of the IPv6 suite. The implemented sockets interface permits communication according to IPv6 conventions (RFC 3493). The SOCKETS-BS2000-interface V1.0 until V1.3 still became for compatibility was delivered with openNet Server V3.2 last. From this version, SOCKETS-BS2000 V2 will deliver with the functions described above only more.

### BCAM

The BCAM functions include route control, data transfer, buffering of messages, flow control, protocol handling, use of channel adapters (LAN connection) and data interchange controllers.

BCAM has no user program interfaces. The BCAM services are offered to users of DCAM/CMX/SOCKETS/POSIX-SOCKETS via the user interfaces of those products. Other subsystems, such as TIAM, UTM etc., also make use of BCAM services.

In order to provide an SNMP agent for network, system, and application management in BS2000, a subagent is made available by BCAM. With the SNMP products in BS2000, read and write access to the objects defined in the MIB II (TCP/IP environment) is supported as standard.

A special BCAM MIB has been implemented in order to enable the transport system to be represented and managed in its totality (NEA, ISO and TCP/IP protocol stack). This MIB is supported by the additional BCAM subagent and the associated BCAM Monitor management application. This monitor can be integrated into a management platform or run as a standalone application. Because BCAM can access DNS servers via the supplied DNS Resolver and finds the information relating to its partner systems in the network on them, maintaining a separate processor file becomes unnecessary.

### VTSU-B

The product VTSU-B (Virtual Terminal Support) permits application programming to be carried out irrespective of differences in the physical characteristics of terminals.

VTSU-B supports the terminal types "LINE TERMINAL" and "PAGE TERMINAL".

The VTSU-B service is available to the user via the user interfaces of the communication access methods.

The integrated "FORMAT TERMINAL" is also available via the COBOL-CALL interface for screen formatting tasks. The software product FHS is additionally required for this.

The P keys of data display terminals are supported with the PLUS utility routine which is part of VTSU-B.

### XHCS

The product XHCS is the central source of information on all CCS Coded Character Sets available in BS2000. The implemented functions permit different character sets, and make mechanisms available to all character processing components to enable them to recognize and interpret current character sets. XHCS identifies the data codes regardless of whether they originate from a terminal

input, a program output, or from another system. The CCSN Coded Character Set Name is used for identifying the transferred data codes. The data terminals communicate their current character set to the system via an extended terminal protocol and are sometimes able to change this setting dynamically on request. The supported codes are logically assembled into groups of compatible codes according to the character set they contain. Conversions are possible only between codes in the same group, since XHCS does not recognize corresponding characters in a different group. During data interchange with partner systems the system-wide communication products (Emulation, File Transfer) perform recoding operations at the system boundaries to enable processing to continue seamlessly in the target system.

XHCS supplies the coded character sets in the form of tables. Depending on the requirements of the application, existing character sets can be adapted to local requirements and special character sets added to those already available.

XHCS offers program interfaces for the following functions:

- Provision of various tables of a predefined code (conversion to a different code, conversion from lower to upper case, tables of sorting priorities, and tables of character features).
- Direct conversion of character strings.

Supplying information on the codes existing in the system and the options for conversion.

These interfaces enable applications to be operated irrespective of the code available, which means that the remaining BS2000 components (e.g. EDT) no longer need to maintain the appropriate tables themselves. This also provides maximum flexibility with regard to additional or user-modified code tables. The XHCS interfaces are also available to all user programs.

### The extensions in this version are:

- Measures to increase performance in BCAM / SOCKETS
  - TCP Segmentation Offload (TSO) within BCAM: over-size IP segments (data chunks) are sent by BCAM TPR to BCAM SIH and taken apart again before starting IO
  - Input/output processing in respective 2 SIH processes
  - Optimization of queue sizes and loop counters
  - Larger TIDU (Transport Interface Data Unit) size
  - Measures in SOCKETS with the aim of more performant eventing
- Measures to increase performance in interaction with X2000 / HNC
  - Generic Segmentation Offload (GSO) when sending
  - Large Receive when reading (GRO, Generic Receive Offload)
  - RSC chaining with x86 server units (parallel input/output)
  - 256 kB data between BS2000 and X2000
- Rebase the LWRESD

EOL (end of life) is reached for the bind version currently used. A rebase on the bind version V9.9 is required to secure support.

- Support of new SE server

Support of the Private Control Network for communication between BS2000 and the MU (Management Unit) by

- create a configuration template
- IPv6 autoconfiguration
- Search function of IP address(es) for Web Service

- Simple resolution of an address conflict

The BCAM commands DEACTIVATE-OWN-ADDRESS and ACTIVATE-OWN-ADDRESS have been introduced in order to handle

address conflicts in IP or IPv6 They are used to specifically address own addresses which have caused a detected address conflict. SHOW-OWN-ADDRESS or SHOW-BCAM-ADDRESS shows an address conflict. Handling via other BCAM commands is not allowed with addresses deactivated via DEACTIVATE-OWN-ADDRESS until further notice and they no longer have any effect in the network. The commands ACTIVATE(-VLAN)-LINE and DEACTIVATE(-VLAN)-LINE take such deactivated own addresses into account and do not execute implicit actions with these own addresses. If an address is to be used again, this must first be explicitly provided via the ACTIVATE-OWN-ADDRESS command.

**Program Description**

openNet Server is supplied with the products BCAM,IPSec, LWRES, DCAM, SOCKETS, CMX, VTSU-B, and XHCS.

BCAM, the "transport system", offers secure, transparent, unstructured duplex transmission of data between freely addressable partners. The IBCAM interface is only accessible for privileged programs, i.e. system programs (TIAM, UTM etc.). The application layer products, with their user-oriented functions, are based on IBCAM:

- DCAM for inquiry-and-transaction mode or for program-to-program communication via the IDCAM user program interface. Suitable assembler macros and COBOL calls are available for this purpose.

- CMX for program-to-program communication with the ICMX user program interface; this is a library interface and supports applications written in the C programming language. These applications cannot call on the services of VTSU-B.
- Sockets for program-to-program communication with the Sockets user program interface. This interface is also a library interface and supports applications written in the C programming languagecode. The services of VTSU-B cannot be called upon. With the aid of VTSU-B it is possible to design an application irrespective of differences in the physical characteristics of terminals. The VTSU-B services are available to the user via the user interface of the various communication access methods. The XHCS product itself consists almost exclusively of tables, whilst the code to be executed is contained in VTSU-B. The code tables are set up and modified by means of macros. Both the operating system and the user programs can access these tables. XHCS (in the system as XHCS-SYS named) is available for privileged and for non-privileged programs. The interfaces between system applications and XHCS-SYS are usually contained in the system-related applications (SORT; IFG; RSO; EDT LMS etc.). XHCS is defined as a dynamic subsystem XHCS-SYS. It is managed by DSSM (Dynamic Subsystem Manager) and loaded at system startup, after which it cannot be unloaded.

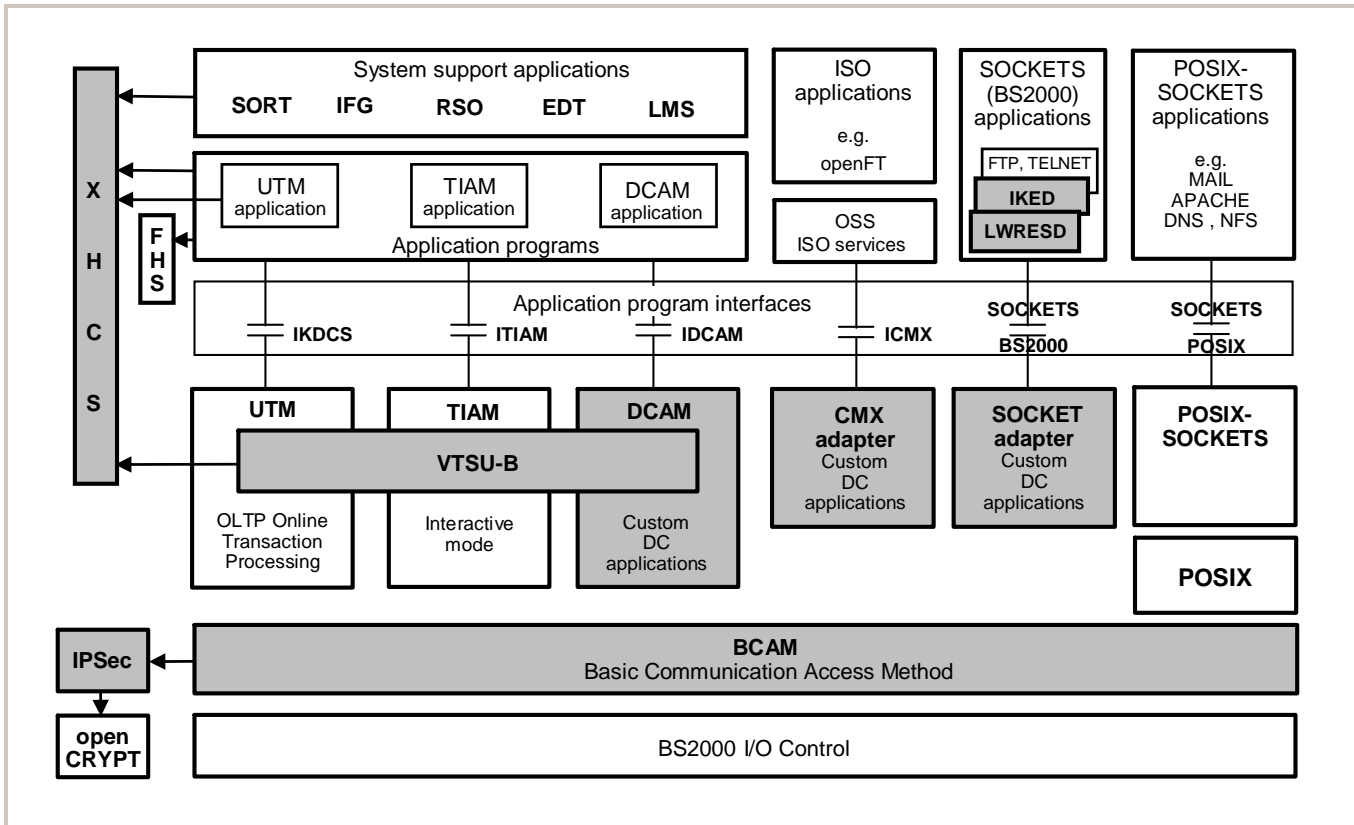


Figure: openNet Server in the system environment (gray denoted)



# Technical details

**Technical data**  
**Hardware**

openNet Server V3.6 can run on all BS2000 Business Servers of the series SE, S and SQ for which a BS2000 release has been approved. This can be seen from the BS2000 classification matrix. openNet Server forms part of the packages V10.0, V9.5 and V8.5..

SX Servers are no longer supported.

HNC-IV (91853), HNC-V (91854), HNC-VI (91855) for S-Servers;

HNC is included in SE Servers

The products openCRYPT™-SERV (for S Server, SU/390 on SE Servers ) resp. openCRYPT-SOFT (for SUx86 on SE Servers and SQ Servers) are required for using cryptographic functions. Optionally with additional hardware (openCRYPT-BOX for S Server and SU/390 for SE Servers) to boost performance.

HNC-V (91854) is a prerequisite for the performance functions

'Link Aggregation' and/or 'Checksum Offloading'.

As of OSD V4.0, type-1 channels are no longer supported. This removes the option of connecting to MSN and hence, implicitly, the need for BCAM-LTS.

BCAM-LTS is no longer included as part of the product shipment.

The terminals and terminal printers listed below are supported by VTSU:

**Terminals:**

- 8162 1)
- 8160
- 9748, 9750
- 9751 1)
- 9752 1)
- 9753 1)
- 9749
- 9755, 9756 7), 9758 7), 9762
- 9759, 9763, PC with emulation MT9750, SINIX EM9750
- 3270 6)

**Terminal printers\*):**

- 8121 3)
- 9025
- 8122 3)
- 9003 5)
- 9002 2) 3)
- 9001 4)
- 9004 4)
- 9012
- 9013 5), 9014
- 9022
- 9011, 4011, 4813
- 3287
- 9021 HP LJIII/III, 4810-4812, 4815, 4819-4821, 4824
- 9014

**Other devices:**

(do not support new functions!)

Terminals: 8150, 8151, 8152,

Hardcopy terminals: 8103, PT 80

Note:

The above list includes currently relevant or comparable terminal types.

The terminals/terminal printers shown are sorted according to device type.

1) May also be generated as 8160 or 9750

- 2) May also be generated as 8122.
- 3) When printer is connected to 8112:  
Only 1 printer per 8112.
- 4) 9001 and 9004 only via the SS97 interface of the terminal.
- 5) No bypass via 8170 or IDS.
- 6) 3270 system: 3278, 3279 and 3180 to SNA-capable controllers 3274 or 3276, with 328x printer as local hardcopy terminal
- 7) Within the scope of 9755 support
- \*) The following applies for all printers: printing is activated manually or by program control.

**Technical data  
Software**

For openNet Server generally:  
BS2000 OSD-BC V8.0, V9.0 or V10.0 (S line),  
BS2000 OSD/XC V10.0 (SE and SQ line).  
BS2000 OSD/XC V8.5 or V9.5 (SE Business Server)

For using cryptographic functions:

The product openCRYPT™-SERV (for S Server) resp. openCRYPT™-SOFT (for SE and SQ Servers) is required for using IPsec.

Further products:

TIAM 13.2 or higher.

The product SNMP-Basic-Agent BS2000 V5.0 or higher is a requirement for the SNMP connection to an enterprise management platform.

The SOCKETS-BS2000-interface V1.0 until 1.3 is delivered no longer. From this openNet Server-version, the interface is delivered from V2 only more.

When XHCS is used, the terminals, terminal printers and terminal emulations listed below are supported:

**Terminals:**

9756 National (European, Arabic, Persian)

9758 M486

9759 M2/M4

9763 M/C/G/D7

9763 Unicode

EMDS V4.0 Emulation (UNIX derivatives)

**Terminal printers:**

9001-32

9011-28/29

9012

9013-31x

9014

9021

4819/20

**Terminal emulations:**

for SINIX: EMDS V4.0 or higher

for MS-Windows: MT9750 V4.0B or higher resp. V7.0 or higher for unicode

**Memory requirement:**

The product requires 10 Kbytes of memory and 1,296 bytes for each code table.

**XHCS-capable system support products:**

LMSCONV	V01.0B or higher;	PLAM	V02.0A or higher;
SDF	V03.0A or higher;	SDF-U	V03.0A or higher;
SHOW-FILE	V11.0A or higher;	SYSFILE	V11.0A or higher;
ARCHIVE	V02.8A or higher;	DPRINT	V01.0A or higher;
EDT	V16.4A or higher;	HSMS	V01.3A or higher;
LMS	V02.0B or higher;	OMNIS	V06.3A or higher;
OMNIS-MENU	V01.3A or higher;	PERCON	V02.5A or higher;
RFA	V11.0A or higher;	RSO	V02.2A or higher;
SDF-A	V03.0A or higher;	SORT	V07.4A or higher;
TLS	V01.0A or higher		



<b>Operating mode</b>	Inquiry and transaction mode, interactive mode
<b>Implementation language</b>	<p><b>BCAM; DCAM; VTSU-B:</b> Assembler macros and COBOL calls</p> <p><b>Sockets-DE, CMX:</b> Assembler macros and C calls</p> <p><b>XHCS:</b> Assembler, C and SPL</p>
<b>User interface</b>	English/German
<b>Installation</b>	By the user in accordance with the Release Notice.
<b>Documentation</b>	<p>BCAM - User Guide Volume 1 and Volume 2 (2 manuals)</p> <p>DCAM - Program Interfaces, Description</p> <p>DCAM - Macro Calls, User Guide</p> <p>DCAM - COBOL Calls, User Guide</p> <p>CMX (BS2000) - Communication System in BS2000</p> <p>VTSU-B - Virtual Terminal Support</p> <p>SOCKETS - User Guide</p> <p>XHCS - Extended Host Code Support</p> <p>SNMP - User Guide</p> <p>IPv6 - Migration Guide</p> <p>IPSec - Internet-Security in BS2000</p> <p>The documentation is available as online manuals, see <a href="http://manuals.ts.fujitsu.com/mainframes.html">http://manuals.ts.fujitsu.com/mainframes.html</a>, or in printed form which must be paid for and ordered separately at <a href="http://manualshop.ts.fujitsu.com">http://manualshop.ts.fujitsu.com</a>.</p>
<b>Demands on the user</b>	Knowledge of BS2000
<b>Training</b>	<p>See course offer at:</p> <p><a href="http://docs.ts.fujitsu.com/dl.aspx?id=6aefef0e-97b3-46c1-95c9-6bf42ac6b8fb">http://docs.ts.fujitsu.com/dl.aspx?id=6aefef0e-97b3-46c1-95c9-6bf42ac6b8fb</a> (german)</p>
<b>Conditions</b>	This software product is supplied to the customer under the conditions for the use of software products against a single payment or installments.
<b>Ordering and delivery</b>	This software product may be obtained from your local Fujitsu Technology Solutions GmbH regional office.

# More information

## Fujitsu products, solutions & services

### Products

<http://www.fujitsu.com/fts/products/>

In addition to BS2000, Fujitsu offers a full portfolio of other computing products:

- Storage systems: ETERNUS
- Server: PRIMERGY, PRIMEQUEST, Fujitsu SPARC M10, BS2000 Mainframe
- Client Computing Devices: LIFEBOOK, STYLISTIC, ESPRIMO, FUTRO, CELSIUS
- Peripherals: Fujitsu Displays, Accessories
- Software
- Network

### Solutions

<http://www.fujitsu.com/fts/solutions>

**Infrastructure Solutions** are customer offerings created by bringing Fujitsu's products, services and technologies together with those from partners.

**Industry Solutions** are tailored to meet the needs of specific verticals.

**Business and Technology Solutions** provide a variety of technologies developed to tackle specific business issues such as security and sustainability, across many verticals.

### Services

[www.fujitsu.com/fts/services/](http://www.fujitsu.com/fts/services/)

**Application Services** support the development, integration, testing, deployment and on-going management of both custom developed and packaged applications. **Business Services** respond to Business Services respond to the challenge of planning, delivering and operating IT in a complex and changing IT environment. Managed Infrastructure Services enable customers to deliver the optimal IT environment to meet their needs

## More information

Learn more about Fujitsu Software BS2000 openNet Server V3.6, please contact your Fujitsu sales representative, or visit our website.

<http://ts.fujitsu.com/bs2000>

## Fujitsu green policy innovation

Fujitsu Green Policy Innovation is our worldwide project for reducing burdens on the environment. Using our global know-how, we aim to resolve issues of environmental energy efficiency through IT.

Please find further information at:

<http://www.fujitsu.com/global/about/environment/>



## Copyright

© 2014 Fujitsu Technology Solutions GmbH Fujitsu and the Fujitsu logo are trademarks or registered trademarks of Fujitsu Limited in Japan and other countries. BS2000 is a trademark or a registered trademark of Fujitsu Technology Solutions GmbH in Germany and other countries. Other company, product and service names may be trademarks or registered trademarks of their respective owners..

## Disclaimer

Technical data subject to modification and delivery subject to availability. Any liability that the data and illustrations are complete, actual or correct is excluded. Designations may be trademarks and/or copyrights of the respective manufacturer, the use of which by third parties for their own purposes may infringe the rights of such owner.

## Contact

FUJITSU Technology Solutions GmbH  
 Address: Domagkstraße 28, 80807 Munich, Germany  
 E-mail: [bs2marketing@ts.fujitsu.com](mailto:bs2marketing@ts.fujitsu.com)  
 Website: <http://ts.fujitsu.com/bs2000>  
 2014-06-30 EM EN