

# DATA SHEET

## CELSIUS W370 E

Issue: November 2009

Your gateway to workstation power

### CELSIUS W370 E

The CELSIUS W series is the versatile all-round workstation for price-conscious users. Offering entry workstation performance, the CELSIUS W370 is your choice for business segments, such as CAD, digital content creation and finance. The ISV certification process enables workstation users to run their preferred applications with maximum system stability.

#### Good performance

Higher productivity.

- State-of-the-art processors, graphic cards and hard disk drives

#### Ergonomics

Quiet system for a pleasant working environment

- Optimized thermal management, low-noise chassis and silent fans

#### Flexibility

Suitable for all application areas

- Excellent flexibility for all tasks

#### Leading workstation application certification


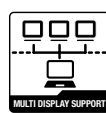

Maximum compatibility and performance with customer-preferred applications

- Full support for ISV applications and easy integration into existing IT environments

#### Built to order

Free configurability for all product lines

- Customer is given a system optimized for his requirements



## Components

<b>Processor</b>	Intel® Core™2 Quad processor Q9650 (Quad Core, 3.0 GHz, 12 MB, 1333 MHz) Intel® Core™2 Quad processor Q9550 (Quad Core, 2.83 GHz, 12 MB, 1333 MHz) Intel® Core™2 Quad processor Q9505 (Quad Core, 2.83 GHz, 6 MB, 1333 MHz) Intel® Core™2 Quad processor Q9400 (Quad Core, 2.66 GHz, 6 MB, 1333 MHz) Intel® Core™2 Quad processor Q8300 (Quad Core, 2.5 GHz, 4 MB, 1333 MHz) Intel® Core™2 Duo processor E8600 (Dual Core, 3.33 GHz, 6 MB, 1333 MHz) Intel® Core™2 Duo processor E8500 (Dual Core, 3.16 GHz, 6 MB, 1333 MHz) Intel® Core™2 Duo processor E8400 (Dual Core, 3.0 GHz, 6 MB, 1333 MHz) Intel® Core™2 Duo processor E7500 (Dual Core, 2.93 GHz, 3 MB, 1066 MHz) Intel® Core™2 Duo processor E7400 (Dual Core, 2.8 GHz, 3 MB, 1066 MHz) Intel® Pentium® processor E5400 (Dual Core, 2.7 GHz, 2 MB, 800 MHz) Intel® Pentium® processor E5300 (Dual Core, 2.6 GHz, 2 MB, 800 MHz) Intel® Pentium® processor E5200 (Dual Core, 2.5 GHz, 2 MB, 800 MHz)
<b>Memory modules</b>	2 GB (1 module(s) 2 GB) DDR2, 800 MHz, PC2-6400, DIMM 1 GB (1 module(s) 1 GB) DDR2, 800 MHz, PC2-6400, DIMM
<b>Graphics add on cards (optional)</b>	Professional 2D: NVIDIA® Quadro NVS 290, 256 MB, PCIe x16, 2 x SL DVI-I Professional 2D: Dual DVI Adapter, , PCIe x16,
<b>Hard disk drives (internal)</b>	SSD SATA, 256 GB, 2.5-inch SSD SATA, 128 GB, 2.5-inch SATA II, 10000 rpm, 300 GB, 2.5-inch, S.M.A.R.T. SATA II, 10000 rpm, 150 GB, 2.5-inch, S.M.A.R.T. SATA II, 7200 rpm, 1000 GB, 3.5-inch, S.M.A.R.T. business critical SATA II, 7200 rpm, 750 GB, 3.5-inch, S.M.A.R.T. business critical SATA II, 7200 rpm, 500 GB, 3.5-inch, S.M.A.R.T. business critical SATA II, 7200 rpm, 500 GB, 3.5-inch, S.M.A.R.T. SATA II, 7200 rpm, 250 GB, 3.5-inch, S.M.A.R.T. SATA II, 7200 rpm, 160 GB, 3.5-inch, S.M.A.R.T. SATA II, 7200 rpm, 160 GB, 2.5-inch, S.M.A.R.T.
Hard disk notes	One Gigabyte equals one billion bytes, when referring to hard disk drive capacity.
<b>Drives (optional)</b>	1.44 MB Floppy Blu-ray Disc Triple Writer DVD-ROM DVD Super Multi MultiCard Reader 20in1, 3,5-Inch
<b>Interface add on cards/components (optional)</b>	Parallel Interface FireWire PCI-Card IEEE1394 eSATA Interface Dual serial card, PCI, EX-43092
<b>Base unit</b>	<b>CELSIUS W370 E</b>
<b>Mainboard</b>	
Mainboard type	D2817
Formfactor	BTX
Chipset	Intel® Q45 Express, Intel® 82801JO ICH10DO
Chipset notes	Intel® vPro™ technology dependent on processor type
Processor socket	LGA 775
Processor quantity maximum	1
Memory slots	4 DIMM (DDR2)
Supported capacity RAM (max.)	16 GB
Memory frequency	800 MHz

---

**Mainboard**

Memory notes	In configurations with 4 GB and more the visible memory may be reduced to approximately 3.5 GB or less (for 32-bit operating systems) and configurations with 8 GB the visible memory may be reduced to approximately 7.5 GB or less (depending on system configuration).
LAN	Built-in 10/100/1000 MBit/s Intel® 82567LM
Audio codec	Realtek ALC663
Audio features	5.1 surround sound, High Definition audio, Internal speaker supports audio playback

---

**I/O Controller**

Serial ATA total	6
thereof eSATA	1, optional
SATA RAID support	0, 1, 10, 5, 50

---

**Interfaces**

Audio: in (rear)	2
Audio: out (rear)	1
DVI	1 or 2, optional
eSATA	1, optional
Ethernet (RJ-45)	1
Front Audio: in	1
Front Audio: out	1
Internal speakers	1
Mouse / Keyboard (PS/2)	2
Parallel	1, optional
Serial (RS-232)	1, (9 pin)
USB front	2
USB internal	2
USB rear	8
USB 2.0 total	12
VGA	1

---

**Drive bays**

Drive bays total	8
3.5-inch internal bays	4
3.5-inch external bays	2
5.25-inch external bays	2

---

**Slots**

PCI-Express x16	1 x (312 mm) full height
PCI-Express x4 (mech. x8)	1 x (190 mm) full height
PCI-Express x1	1 x (300 mm) full height
PCI (32-bit / 33 MHz)	4 x (312 mm) full height

---

**Graphics on board**

Graphics brand name	Intel® GMA 4500
Shared video memory	256 MB
Refresh rate 1024 x 768 (recommended / max.)	85 Hz /
Refresh rate 1280 x 1024 (recommended / max.)	85 Hz /
Refresh rate 1600 x 1200 (recommended / max.)	85 Hz /
TFT resolution (VGA)	1360 x 768 pixel 1440 x 900 pixel 1680 x 1050 pixel 1920 x 1200 pixel
TFT resolution (DVI)	1360 x 768 pixel 1440 x 900 pixel 1680 x 1050 pixel 1920 x 1200 pixel

---

---

## Graphics on board

Graphics notes	Tested resolutions, depending on display type additional resolutions and frequencies possible Shared memory depending on main memory size Resolution (color depth up to 32 Bit/pixel) For TFT we recommend to using 60Hz.
----------------	--

---

## Electrical values

Rated voltage range	100 - 240 V
Rated frequency range	50 - 60 Hz
Max. output of power supply	300 W
Monitor outlet	Switched (optional)

---

## Noise for standard configuration (HDD, ODD, FDD)

Noise emission	According to ISO9296 (LpAm at bystander position)
Idle mode	18 dB(A)
Office mode	18 dB(A)
Noise notes / description	Noise emissions may vary depending on actual configuration

---

## Dimensions / Weight / Environmental

Dimension (W x D x H)	203 x 426 x 442 mm
Operating position	Vertical / horizontal
Weight	16 kg
Weight notes	Weight may vary depending on actual configuration
Operating ambient temperature	15 - 35°C
Operating relative humidity	10 - 75 %

---

## Compliance

Product	CELSIUS W370 E
Model	MTB-D2817
Germany	GS
Europe	CE
USA/Canada	FCC Class B CSA
Global	RoHS (Restriction of hazardous substances) Medical certification IEC60601-1-2 in combination with medical kit
Compliance link	<a href="https://sp.ts.fujitsu.com/sites/certificates/default.aspx">https://sp.ts.fujitsu.com/sites/certificates/default.aspx</a>

---

## Security

Physical security	Kensington Lock support Eye for padlock Seal option Intrusion switch Optional: Integrated cabinet lock
System security	Write protect option for the Flash EPROM Embedded security (TPM 1.2) - Infineon Disable / Hide TPM option
User security	Hard disk password User and supervisor BIOS password Optional: Access protection via internal SmartCard reader Optional: SmartCase Logon+

---

## Operating system

Operating system optional preinstalled	Microsoft® Windows® 7 Professional 64-bit Microsoft® Windows® 7 Professional 32-bit Microsoft® Windows® 7 Home Premium Microsoft® Windows Vista® Business 64-bit Microsoft® Windows Vista® Business 32-bit
Operating system compatible	Microsoft® Windows® XP Professional x64 Edition Microsoft® Windows® XP Professional Linux
Operating system notes	RedHat / Novell certification pending For some configurations third party drivers are currently not available or configuration restrictions may apply.

---

### Additional Software

Additional software (optional)	Drivers & Utilities DVD (DUDVD) Windows® 7 & Vista & XP Recovery DVD TwinLoad Windows® XP downgrade pack
--------------------------------	---

Additional software (included as a CD/DVD)	Norton Internet Security (incl. Firewall)
--	---

---

### Manageability

Manageability features	Intel® vPro™ technology iAMT Intel® Active Manageability Technology v5.0 (not activated, not set up, for Windows XP Professional and Windows Vista Business only)
------------------------	--

Manageability type	DeskView 10
--------------------	-------------

Manageability link	<a href="http://ts.fujitsu.com/manageability">http://ts.fujitsu.com/manageability</a>
--------------------	---

---

### Input device / components

	Optical USB tilt wheel mouse
--	------------------------------

Input devices (optional)	Optical USB/PS2 tilt wheel mouse Space Explorer USB Space Navigator USB Space Pilot USB
--------------------------	--

---

### Warranty

Service level	(depending on country)
---------------	------------------------

### Maintenance and Support Services - the perfect extension

Recommended Service	5x9, Response Time: Next Business Day
---------------------	---------------------------------------

Service Weblink	<a href="http://ts.fujitsu.com/Supportservice">http://ts.fujitsu.com/Supportservice</a>
-----------------	---

---

Information about environmental care, policies, programs and our Environmental Guideline FSC 03230:

<http://ts.fujitsu.com/aboutus>

Take back and Recycling information:

<http://ts.fujitsu.com/recycling>

---

All rights reserved, including intellectual property rights. Changes to technical data reserved. Delivery subject to availability. Any liability that the data and illustrations are complete, actual or correct is excluded. Designations may be trademarks and/or copyrights of the respective manufacturer, the use of which by third parties for their own purposes may infringe the rights of such owner. For further information see [http://ts.fujitsu.com/terms\\_of\\_use.html](http://ts.fujitsu.com/terms_of_use.html)  
Copyright © Fujitsu Technology Solutions November 2009

Published by  
Fujitsu Technology Solutions  
<http://ts.fujitsu.com>