



# Data Sheet

## FUJITSU Mainboard D3544-S Mini-STX

Industrial Series

- preliminary -



Intel® embedded Gemini Lake SoC (System on Chip, 10W TDP) for DDR4 2400 SDRAM Memory  
Enhanced operating temperature range from 0°C to 60°C

### Processors (SoC):


- Intel® Celeron® Processor J4005 (DC @2.7GHz), integrated Intel® UHD Graphics 600 (12EUs @700MHz)
- Intel® Celeron® Processor J4105 (QC @2.5GHz), integrated Intel® UHD Graphics 600 (12EUs @750MHz)
- Intel® Pentium® Silver Processor J5005 (QC @2.8GHz), integrated Intel® UHD Graphics 605 (18EUs @800MHz)

### Memory:

DDR4 2400 SDRAM (SO-DIMM)

### Product Features:

- Intel® UHD Graphics 600/605 (within SoC)
- 2x DisplayPort V1.2a
- Dual Channel LVDS (24Bit) and eDP V1.4 onboard
- 8 Bit GPIO & HD Audio onboard
- USB 2.0 and USB 3.1 (gen1) onboard
- 2x SATA III
- Onboard support for M.2 SSD (SATA/PCIe)
- Onboard support for M.2 WLAN/Bluetooth module
- Dual GbE LAN onboard
- Intel® integrated TPM V2.0 onboard
- WideRange internal/external DC Input (8V - 24V)
- HW Watchdog onboard
- RS-232/485/422 support onboard (tbd)



(preliminary sample)



(planned)

(upon request)



# Features and benefits

**Board Size** Mini-STX: 5.5" x 5.8" (140 x 148 mm)

**Mainboard Versions**

	Processor (SoC)	Graphics	Memory	Graphics
<b>D3544-S1</b>	Intel® Celeron® J4005 (DC @2.7GHz) Max. 10W TDP	Intel® UHD Graphics 600 12EUs @700MHz (within SoC)	DDR4 / 2400 one socket max. 16GB	2 x DP V1.2 max. 4096 x 2160 @60Hz
<b>D3544-S2</b>	Intel® Celeron® J4105 (QC @2.5GHz) Max. 10W TDP	Intel® UHD Graphics 600 12EUs @750MHz (within SoC)		1 x eDP V1.4 2 lanes max. 1920 x 1200
<b>D3544-S3</b>	Intel® Pentium® Silver J5005 (QC @2.8GHz) Max. 10W TDP	Intel® UHD Graphics 605 18EUs @800MHz (within SoC)		1 x LVDS 24Bit Dual Channel max. 1920 x 1200  max. 3 x independent display

**Memory** 1 x SO DIMM Socket (1.2V), max. 16GB,  
DDR4 - 2400 (CL17) / 2133 (CL15) SDRAM, unbuffered, non-ECC

**Power Specification** External DC Input 8V-24V (5A max. / 50W max.) tbd  
Internal DC Input 8V-24V (50W max.) tbd  
Onboard SoC and system voltage regulators (high efficiency)

**Power Supply Requirements** for onboard components (worst case incl. memory module;  
w/o USB devices; w/o M.2 devices, w/o SATA devices; w/o eDP or LVDS display)

Source	Voltage	Min. PS Load	Max.Voltage Tolerance	Mainboard Capacitive Load	Max. Mainboard Current
DC-IN (wide range)	8-24V	0A	± 5 % (tbd)	tbd	tbd

Typical mainboard current: 1A

**BIOS** AMI Aptio 5.x (UEFI) BIOS  
modified and adapted by Fujitsu Technology Solutions; Recovery BIOS, SM-BIOS (DMI), BIOS and CPU Microcode Update, Quick Boot, Logo Boot, Quiet Boot, Plug & Play, Automatic DRAM Configuration, BIOS Support for S.M.A.R.T., Advanced Power Management, ACPI S3/S4, Wake on time from S5. Boot support for M.2 SSD (AHCI / NVME)  
BIOS integrated HW Diagnostic Tool, Watchdog Support  
**No legacy OS support, no MBR installation** (UEFI only due to Intel restrictions)

**Security Features** Recovery BIOS, System and BIOS Password, Boot Sequence Control, Serial- / USB- Port Access Protection, Boot Sector Virus Warning, Write Protection for Flash BIOS, EraseDisk (BIOS Feature), Intel integrated TPM V2.0

**Special Features**

Silent Fan LT	Independent temperature related processor fan and system fan supervision
System Guard	View Silent Fan LT features
Silent Drives	Noise reduction for optical and hard disk drives
Recovery BIOS	Restores a corrupted BIOS
Desk Update	Simple driver update with Driver & Utilities DVD
Multi Boot	Comfortable boot from any boot device
HDD Password	Access protection for disk drives
Always On	Reliable power-on whenever voltage is connected
Never Off	Option to prevent the system from being shut down
FCC / CSA / UL	FCC-B (planned); cTÜVus acc. IEC62368-1 (upon request)

<b>Operating Systems</b>	<b>OS</b>	<b>"Runnable"</b>	<b>"Tested/Released by Fujitsu"</b>
	MS Windows 10-64 RS1	--	--
	MS Windows 10-64 RS2 <sup>1</sup>	X	--
	MS Windows 10-64 RS3	X	X
	Linux-64	X	tbd

**Important Note:**  
**Legacy OS / MBR installation (DOS, MS Windows 7, ...) is not supported due to Intel restrictions**

**Designed for 24 / 7 use** Longlife components for 24 / 7 use (0°C – 60°C) in industrial applications  
 Revision control & Extended Lifecycle (min. 5 years + 1 year eXtended LifeCycle option)

**Graphics** Integrated **Intel® UHD Graphics 600/605**  
 2 x DisplayPort V1.2a / 1 x embedded DisplayPort (eDP) 1.4 / 1 x Dual-Channel 24bit LVDS  
 Supports up to 3 x independent display  
 Following max. display combinations are supported:  
 2 x DisplayPort (DP, external) + 1 x LVDS (internal)  
 2 x DisplayPort (DP, external) + 1 x embedded DisplayPort (eDP, internal)  
 Note: Simultaneous use of LVDS and eDP is not supported

**Audio** **Realtek ALC671** 5.1-channel, High Definition Audio Codec

**LAN** 1 x **Intel i210** with 10/100/1000MBit/s, Wake-on-LAN (WoL) by interesting Packets, Link Status Change and Magic Packet™, PXE and iSCSI supported, BIOS MAC Address Display  
 1 x **Realtek RTL8111G** with 10/100/1000 MBit/s, Wake-on-LAN (WoL) by interesting Packets, Link Status Change and Magic Packet™, PXE support, BIOS MAC Address Display

**Drives / Modules** 2 x Serial ATA (SATA) III 600 Interface (up to 6Gbit/s), NCQ, AHCI;  
 1 x M.2 Key B socket (2242 / 2260 / 2280) for following applications:

- SATA based M.2 SSD modules
- PCIe based M.2 SSD modules (one PCI lane)
- Specific M.2 PCIe-based extension modules like LAN, SATA, COM, etc.

Boot support: AHCI / NVME  
 Note: M.2 (SATA) is shared with SATA port 1


<sup>1</sup> Longterm driver support for RS2 is not guaranteed

<b>WLAN / Bluetooth</b>	1 x M.2 Key E socket (WLAN / Bluetooth), mechanical support for 2230 Supports M.2 modules with PCIe x1 (Gen2) and / or USB 2.0 interface																												
<b>LVDS</b>	LVDS Controller <b>Realtek RTD2136R</b> (DisplayPort to LVDS converter)																												
<b>Features</b> <b>D3544-S (Mini-STX)</b>	<table border="1"> <tr> <td>Chipset</td> <td>Intel Gemini Lake SoC</td> </tr> <tr> <td>DP V1.2a / 2<sup>nd</sup> DP V1.2a / LVDS / eDP V1.4 / HDMI / DVI / VGA</td> <td>✓ / ✓ / ✓ / ✓ / ✓ / - / - / - / -</td> </tr> <tr> <td>Buzzer / int. Speaker Support (mono)<sup>2</sup> / 5.1 Multichannel Audio</td> <td>✓ / ✓ / ✓ / ✓</td> </tr> <tr> <td>LAN Gbit / 100 Mbit / 10 Mbit / WoL / PXE / M.2 2230 WLAN-BT</td> <td>✓ / ✓ / ✓ / ✓ / ✓ / ✓ / ✓ / ✓</td> </tr> <tr> <td>iAMT-vPro / Intel Standard Manageability / DASH V1.1</td> <td>- / - / -</td> </tr> <tr> <td>SATA / M.2 (SATA) / M.2 PCIe (1 lane) / eSATA-Support / RAID / mSATA</td> <td>✓ / ✓ / ✓ / ✓ / ✓ / ✓ / - / -</td> </tr> <tr> <td>USB 2.0 / USB 3.1 (gen1) / FireWire™</td> <td>✓ / ✓ / -</td> </tr> <tr> <td>FAN monitored &amp; controlled PSU / CPU / AUX1 / AUX2</td> <td>- / ✓ / - / -</td> </tr> <tr> <td>TEMP monitored CPU / onboard sensors / external sensor</td> <td>✓ / ✓ / -</td> </tr> </table>	Chipset	Intel Gemini Lake SoC	DP V1.2a / 2 <sup>nd</sup> DP V1.2a / LVDS / eDP V1.4 / HDMI / DVI / VGA	✓ / ✓ / ✓ / ✓ / ✓ / - / - / - / -	Buzzer / int. Speaker Support (mono) <sup>2</sup> / 5.1 Multichannel Audio	✓ / ✓ / ✓ / ✓	LAN Gbit / 100 Mbit / 10 Mbit / WoL / PXE / M.2 2230 WLAN-BT	✓ / ✓ / ✓ / ✓ / ✓ / ✓ / ✓ / ✓	iAMT-vPro / Intel Standard Manageability / DASH V1.1	- / - / -	SATA / M.2 (SATA) / M.2 PCIe (1 lane) / eSATA-Support / RAID / mSATA	✓ / ✓ / ✓ / ✓ / ✓ / ✓ / - / -	USB 2.0 / USB 3.1 (gen1) / FireWire™	✓ / ✓ / -	FAN monitored & controlled PSU / CPU / AUX1 / AUX2	- / ✓ / - / -	TEMP monitored CPU / onboard sensors / external sensor	✓ / ✓ / -										
Chipset	Intel Gemini Lake SoC																												
DP V1.2a / 2 <sup>nd</sup> DP V1.2a / LVDS / eDP V1.4 / HDMI / DVI / VGA	✓ / ✓ / ✓ / ✓ / ✓ / - / - / - / -																												
Buzzer / int. Speaker Support (mono) <sup>2</sup> / 5.1 Multichannel Audio	✓ / ✓ / ✓ / ✓																												
LAN Gbit / 100 Mbit / 10 Mbit / WoL / PXE / M.2 2230 WLAN-BT	✓ / ✓ / ✓ / ✓ / ✓ / ✓ / ✓ / ✓																												
iAMT-vPro / Intel Standard Manageability / DASH V1.1	- / - / -																												
SATA / M.2 (SATA) / M.2 PCIe (1 lane) / eSATA-Support / RAID / mSATA	✓ / ✓ / ✓ / ✓ / ✓ / ✓ / - / -																												
USB 2.0 / USB 3.1 (gen1) / FireWire™	✓ / ✓ / -																												
FAN monitored & controlled PSU / CPU / AUX1 / AUX2	- / ✓ / - / -																												
TEMP monitored CPU / onboard sensors / external sensor	✓ / ✓ / -																												
<b>Special Features</b> <b>D3544-S</b>	<table border="1"> <tr> <td>Silent Fan / Silent Fan LT / System Guard / Silent Drives</td> <td>- / ✓ / ✓ / ✓ / ✓</td> </tr> <tr> <td>Recovery BIOS / Desk Update / Multi Boot</td> <td>✓ / ✓ / ✓ / ✓</td> </tr> <tr> <td>HDD Password / EraseDisk<sup>3</sup> / TPM V1.2 / TPM V2.0</td> <td>✓ / ✓ / - / ✓</td> </tr> <tr> <td>Logo Boot Option / Intel On Screen Branding</td> <td>✓ / ✓</td> </tr> <tr> <td>BIOS POST- / BIOS Boot- / OS- HW Watchdog</td> <td>✓ / ✓ / ✓ / ✓</td> </tr> <tr> <td>Operating Mode 24-7 / 8-5 (hrs per day - days per week)</td> <td>✓ / -</td> </tr> <tr> <td>Mainboard operating temperature range (chassis inside)<sup>4</sup></td> <td>0°C – 60°C</td> </tr> </table>	Silent Fan / Silent Fan LT / System Guard / Silent Drives	- / ✓ / ✓ / ✓ / ✓	Recovery BIOS / Desk Update / Multi Boot	✓ / ✓ / ✓ / ✓	HDD Password / EraseDisk <sup>3</sup> / TPM V1.2 / TPM V2.0	✓ / ✓ / - / ✓	Logo Boot Option / Intel On Screen Branding	✓ / ✓	BIOS POST- / BIOS Boot- / OS- HW Watchdog	✓ / ✓ / ✓ / ✓	Operating Mode 24-7 / 8-5 (hrs per day - days per week)	✓ / -	Mainboard operating temperature range (chassis inside) <sup>4</sup>	0°C – 60°C														
Silent Fan / Silent Fan LT / System Guard / Silent Drives	- / ✓ / ✓ / ✓ / ✓																												
Recovery BIOS / Desk Update / Multi Boot	✓ / ✓ / ✓ / ✓																												
HDD Password / EraseDisk <sup>3</sup> / TPM V1.2 / TPM V2.0	✓ / ✓ / - / ✓																												
Logo Boot Option / Intel On Screen Branding	✓ / ✓																												
BIOS POST- / BIOS Boot- / OS- HW Watchdog	✓ / ✓ / ✓ / ✓																												
Operating Mode 24-7 / 8-5 (hrs per day - days per week)	✓ / -																												
Mainboard operating temperature range (chassis inside) <sup>4</sup>	0°C – 60°C																												
<b>Internal Connectors</b> <b>D3544-S</b>	<table border="1"> <tr> <td>SO DIMM Sockets (DDR4 2400)</td> <td>1</td> </tr> <tr> <td>SATA-600 / M.2 SSD<sup>5</sup> / M.2 WLAN-BT / mSATA</td> <td>2 / 1 / 1 / -</td> </tr> <tr> <td>Front Panel Audio (9-Pin, HD Audio) / SP-DIF Out (Digital Audio)</td> <td>1 / 1</td> </tr> <tr> <td>USB 2.0 pin header (provides 1 USB channel) / USB Stick socket</td> <td>1 / -</td> </tr> <tr> <td>USB 3.1/gen1 pin header (provides 2 USB channels)<sup>6</sup></td> <td>1</td> </tr> <tr> <td>Serial COM1 (RS-232; specific connector)<sup>7</sup> / Parallel Port header</td> <td>1 / -</td> </tr> <tr> <td>Serial COM2 (RS-232 / -422 / -485; pin header 2mm pitch)<sup>8</sup></td> <td>tbd</td> </tr> <tr> <td>LVDS / LVDS Backlight / Embedded DisplayPort</td> <td>1 / 1 / 1</td> </tr> <tr> <td>FAN PSU / CPU (PWM) / AUX1 (PWM)</td> <td>- / 1 / -</td> </tr> <tr> <td>Intrusion (Case Open) / GPIO (8Bit) / SMBus (Case Temp.)</td> <td>1 / 1 / -</td> </tr> <tr> <td>Mono Speaker header / Stereo Speaker header / DMIC header</td> <td>1 / - / -</td> </tr> <tr> <td>Frontpanel (Power Switch, Reset Switch, LEDs, Intel 10 pin header)</td> <td>1</td> </tr> <tr> <td>Onboard SATA Drive Power Connector (5V/12V)</td> <td>1</td> </tr> <tr> <td>Onboard (internal) DC-In Connector 8-24V (4 pin)</td> <td>1</td> </tr> </table>	SO DIMM Sockets (DDR4 2400)	1	SATA-600 / M.2 SSD <sup>5</sup> / M.2 WLAN-BT / mSATA	2 / 1 / 1 / -	Front Panel Audio (9-Pin, HD Audio) / SP-DIF Out (Digital Audio)	1 / 1	USB 2.0 pin header (provides 1 USB channel) / USB Stick socket	1 / -	USB 3.1/gen1 pin header (provides 2 USB channels) <sup>6</sup>	1	Serial COM1 (RS-232; specific connector) <sup>7</sup> / Parallel Port header	1 / -	Serial COM2 (RS-232 / -422 / -485; pin header 2mm pitch) <sup>8</sup>	tbd	LVDS / LVDS Backlight / Embedded DisplayPort	1 / 1 / 1	FAN PSU / CPU (PWM) / AUX1 (PWM)	- / 1 / -	Intrusion (Case Open) / GPIO (8Bit) / SMBus (Case Temp.)	1 / 1 / -	Mono Speaker header / Stereo Speaker header / DMIC header	1 / - / -	Frontpanel (Power Switch, Reset Switch, LEDs, Intel 10 pin header)	1	Onboard SATA Drive Power Connector (5V/12V)	1	Onboard (internal) DC-In Connector 8-24V (4 pin)	1
SO DIMM Sockets (DDR4 2400)	1																												
SATA-600 / M.2 SSD <sup>5</sup> / M.2 WLAN-BT / mSATA	2 / 1 / 1 / -																												
Front Panel Audio (9-Pin, HD Audio) / SP-DIF Out (Digital Audio)	1 / 1																												
USB 2.0 pin header (provides 1 USB channel) / USB Stick socket	1 / -																												
USB 3.1/gen1 pin header (provides 2 USB channels) <sup>6</sup>	1																												
Serial COM1 (RS-232; specific connector) <sup>7</sup> / Parallel Port header	1 / -																												
Serial COM2 (RS-232 / -422 / -485; pin header 2mm pitch) <sup>8</sup>	tbd																												
LVDS / LVDS Backlight / Embedded DisplayPort	1 / 1 / 1																												
FAN PSU / CPU (PWM) / AUX1 (PWM)	- / 1 / -																												
Intrusion (Case Open) / GPIO (8Bit) / SMBus (Case Temp.)	1 / 1 / -																												
Mono Speaker header / Stereo Speaker header / DMIC header	1 / - / -																												
Frontpanel (Power Switch, Reset Switch, LEDs, Intel 10 pin header)	1																												
Onboard SATA Drive Power Connector (5V/12V)	1																												
Onboard (internal) DC-In Connector 8-24V (4 pin)	1																												
<b>External Connectors</b> <b>D3544-S</b>	<table border="1"> <tr> <td>DisplayPort V1.2a / HDMI / DVI / VGA</td> <td>2 / - / - / -</td> </tr> <tr> <td>Audio Mic. In / Line in / Line out (or driver configuration)</td> <td>1 / - / 1</td> </tr> <tr> <td>LAN (RJ-45) / PS/2 Keyboard / Mouse</td> <td>2 / - / -</td> </tr> <tr> <td>USB 2.0 / USB 3.1 gen1</td> <td>4 / 2</td> </tr> <tr> <td>DC-In connector (external input) 8-24V @ 5A max.</td> <td>1</td> </tr> </table>	DisplayPort V1.2a / HDMI / DVI / VGA	2 / - / - / -	Audio Mic. In / Line in / Line out (or driver configuration)	1 / - / 1	LAN (RJ-45) / PS/2 Keyboard / Mouse	2 / - / -	USB 2.0 / USB 3.1 gen1	4 / 2	DC-In connector (external input) 8-24V @ 5A max.	1																		
DisplayPort V1.2a / HDMI / DVI / VGA	2 / - / - / -																												
Audio Mic. In / Line in / Line out (or driver configuration)	1 / - / 1																												
LAN (RJ-45) / PS/2 Keyboard / Mouse	2 / - / -																												
USB 2.0 / USB 3.1 gen1	4 / 2																												
DC-In connector (external input) 8-24V @ 5A max.	1																												


<sup>2</sup> Mono speaker support; max. 2.2W @4Ω / 1.3W @8Ω<sup>3</sup> BIOS feature; License included<sup>4</sup> Forced cooling required for high operating temperature range. See upcoming TechNotes document for details<sup>5</sup> M.2 SSD shared with SATA port 1<sup>6</sup> USB3 connector includes separate USB2.0 signal pins (2 channels)<sup>7</sup> RS-232; specific connector cable (incl. RS-232 line driver) required. See TechNotes document for details<sup>8</sup> RS-232 / RS-422 / RS-485; reduced feature set; **feasibility / driver support tbd**; pin header 2mm pitch. See TechNotes document for details

External Connectors

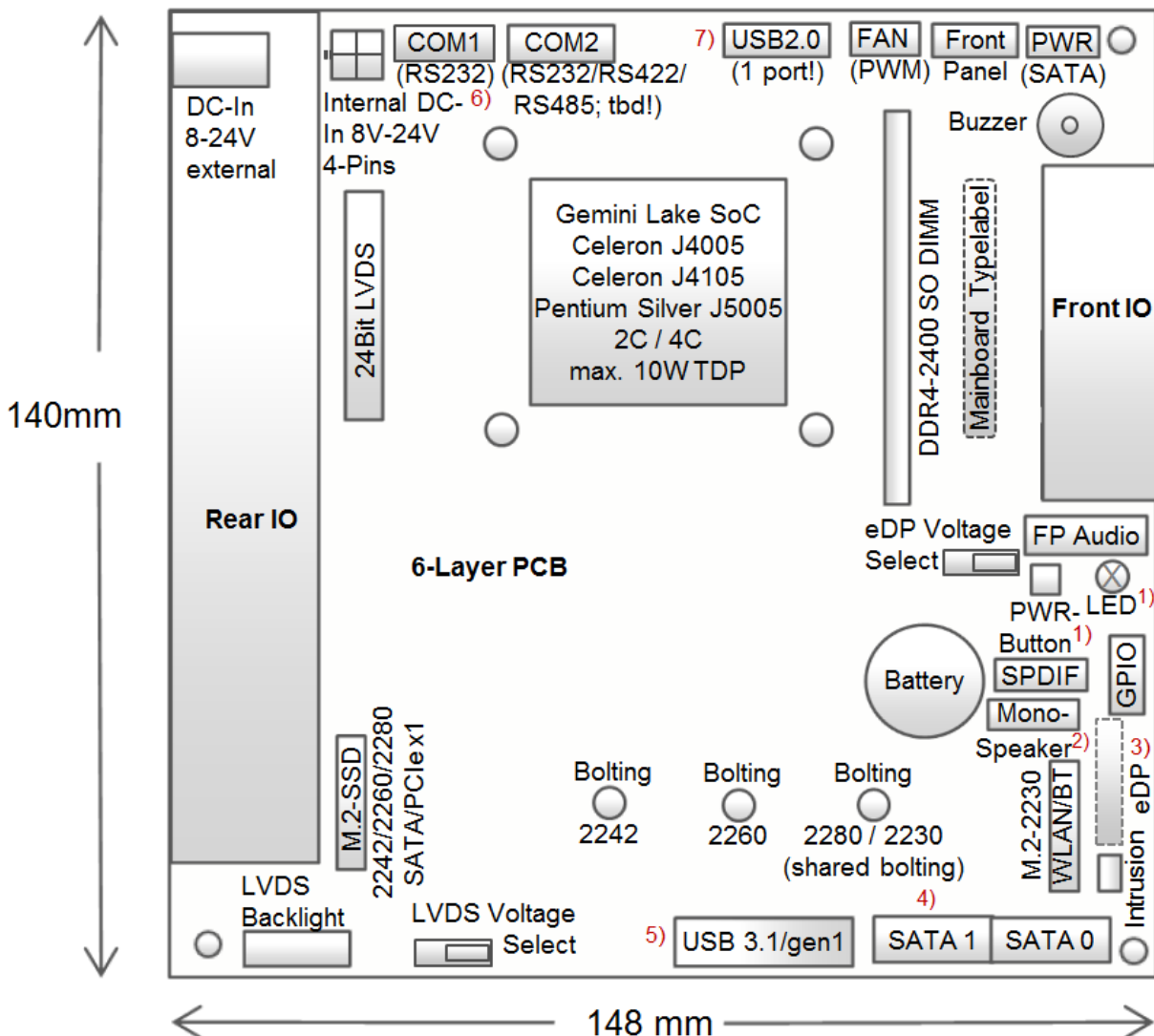
Rear I/O:



Front I/O:



Connector / Socket Diagram



- 1) Onboard power button (push button) and power LED are designed for usage in Fujitsu STX chassis kit
- 2) Optional speaker kit available for Fujitsu STX chassis kit
- 3) eDP (embedded DisplayPort) connector located at bottom side
- 4) SATA Port1 shared with M.2 SATA-SSD
- 5) Optional USB Type-C extension cable (USB 3.1/gen1) available for Fujitsu STX chassis kit
- 6) Specific COM1 extension cable (incl. RS232 line driver) available for Fujitsu STX chassis kit
- 7) Supports one USB2.0 channel only (Bottom pin header row = 4 pins + key)

Accessories

(Ordercode)

Mini-ITX Chassis Kit for D3543-S

F5000-J004



AC Adapter 19V / 40W

F5000-P005  
(E622)



AC Adapter 19V / 65W

F5000-P003  
(E623)

USB Typ-C Cable (USB 3.1/gen1)

tbd

COM1 extension cable  
incl. RS232 line driver

tbd

Further industrial products offered by Fujitsu

- Connectors
- KVM Switches
- Relays
- Touch Panels
- Thermal Printers
- Wireless Modules



24 Volt Kiosk Printers



Multi-Input Touch Panels

Contact:

Fujitsu Components Europe, B.V.  
Tel.: +31 (0)23 556 0910  
Fax: +31 (0)23 556 0950  
Website: [emea.fujitsu.com/components](http://emea.fujitsu.com/components)  
Address: Diamantlaan 25  
2132 WV Hoofddorp  
Netherlands



# More information

## Fujitsu products, solutions & services

### Products

[www.fujitsu.com/global/products/](http://www.fujitsu.com/global/products/)

In addition to the Fujitsu mainboards, Fujitsu offers a full portfolio of other computing products.

### Computing products

- Storage systems: ETERNUS
- Server: PRIMERGY, PRIMEQUEST, Fujitsu SPARC M10, BS2000/OSD Mainframe
- Client Computing Devices: LIFEBOOK, STYLISTIC, ESPRIMO, FUTRO, CELSIUS
- Peripherals: Fujitsu Displays, Accessories
- Software
- Network

Product Support Services with different service levels agreements are recommended to safeguard each product and ensure smooth IT operation.

### Solutions

<http://www.fujitsu.com/global/solutions>

The Fujitsu solutions combine reliable Fujitsu products with the best in services, know-how and worldwide partnerships. Fujitsu's Solutions include parts of one or more activity groups (e.g., planning, implementation, support, management, and training services) and are designed to solve a specific business need.

**Infrastructure Solutions** are customer offerings created by bringing Fujitsu's best products, services and technologies together with those from partners to deliver benefit to our customers' businesses.

**Industry Solutions** are tailored to meet the needs of specific verticals.

**Business and Technology Solutions** provide a variety of technologies developed to tackle specific business issues such as security and sustainability, across many verticals.

### Services

[www.fujitsu.com/global/services/](http://www.fujitsu.com/global/services/)

Several customizable Fujitsu Service offerings ensure that IT makes a real difference and delivers true business value. We do this by leveraging our extensive experience in managing large, complex, transformational IT programs to help clients in planning, delivering and operating IT services in a challenging and changing business environment.

**Application Services** support the development, integration, testing, deployment and on-going management of both custom developed and packaged applications. The services focus on delivering business and productivity improvements for organizations.

**Business Services** respond to the challenge of planning, delivering and operating IT in a complex and changing IT environment.

**Managed Infrastructure Services** enable customers to deliver the optimal IT environment to meet their needs – achieving high levels of IT service quality and performance for data center and end user environments.

## Fujitsu green policy innovation

[www.fujitsu.com/global/about/environment/](http://www.fujitsu.com/global/about/environment/)  
Fujitsu Green Policy Innovation is our worldwide project for reducing burdens on the environment. Using our global know-how, we aim to resolve issues of environmental energy efficiency through IT. Please find further information at:



## More information

Learn more about Fujitsu, please contact your Fujitsu sales representative, Fujitsu business partner, or visit our website.

[www.fujitsu.com/fts/mainboards/](http://www.fujitsu.com/fts/mainboards/)

## Copyright

© 2015 Fujitsu Technology Solutions GmbH  
Fujitsu and the Fujitsu logo are trademarks or registered trademarks of Fujitsu Limited in Japan and other countries.

Intel Chipset C236, Xeon C3 and Intel Core i7 / i5 / i3 are trademarks or registered trademarks of Intel Corporation in America and other countries. Other company, product and service names may be trademarks or registered trademarks of their respective owners. All rights reserved, including intellectual property rights. Changes to technical data reserved. Delivery subject to availability. Any liability that the data and illustrations are complete, actual or correct is excluded.

## Disclaimer

Technical data subject to modification and delivery subject to availability. Any liability that the data and illustrations are complete, actual or correct is excluded. Designations may be trademarks and/or copyrights of the respective manufacturer, the use of which by third parties for their own purposes may infringe the rights of such owner.

## Contact

Fujitsu Technology Solutions GmbH  
OEM Mainboard Sales  
Email: [oem-sales@ts.fujitsu.com](mailto:oem-sales@ts.fujitsu.com)

Website: <http://ts.fujitsu.com>  
2017-12-18

Copyright © Fujitsu Technology Solutions

All rights reserved, including intellectual property rights. Changes to technical data reserved. Delivery subject to availability. Any liability that the data and illustrations are complete, actual or correct is excluded. Designations may be trademarks and/or copyrights of the respective manufacturer, the use of which by third parties for their own purposes may infringe the rights of such owner.

For further information see [http://ts.fujitsu.com/terms\\_of\\_use.html](http://ts.fujitsu.com/terms_of_use.html)